

2019



Round 7 : Sydney Motorsport Park : November 1 - 3

YMI AUSTRALIAN SUPERSPORT 300 CHAMPIONSHIP

Race 1

Date: 02/11/19
 Event: R01
 Weather: Hazy - Temp: 33.8C
 Track: Dry - Temp: 50.2C

Started at: 14:22:01
 Laps: 8
 Starters: 22
 Printed at: 14:47

PROVISIONAL CLASSIFICATION

Pos	No	Name	Machine	Laps	Race Time	Behind Leader	Behind Prev	Fastest Lap	On Lap	Top Speed
1	81	Senna AGIUS (NSW) / Schubert / Held / Bikebiz / JMT Civil / Elf	Kawasaki EX 400	8	13:59.431			1:43.735	4	197
2	27	Max STAUFFER (NSW) / Yamaha / YRD / Racers Edge / Watson Site Services / QEA / KYT / Rock Oil	Yamaha R3 321	8	14:00.603	1.172	1.172	1:43.794	8	194
3	20	Hunter FORD (NSW) / Yamaha / YRD / HeldAustralia / Schubert Aust. / Daytona / Speedangle	Yamaha R3 321	8	14:00.757	1.326	.154	1:43.625	8	199
4	87	Zac LEVY (QLD) / PUMA RV's / YRD / Hannay Lawyers / Race Art Aust. / BEAN Industries	Yamaha R3 321	8	14:02.519	3.088	1.762	1:43.956	6	193
5	11	Brandon DEMMERY (NSW) / Gorilla Energy Drink / Rustic Flooring / 2 Thugs Customs / Surefire Security Group / YRD / Yamaha Australia	Yamaha R3 321	8	14:02.536	3.105	.017	1:43.492	3	196
6	25	Luke JHONSTON (NSW) / Proworx / The Bike Vault Castlemaine / Motul / Benweld / Davis Bikeworx	Kawasaki EX 400	8	14:03.974	4.543	1.438	1:43.977	3	197
7	308	John LYTRAS (QLD) / Caboolture Yamaha / Jekyl + Hyde / Barrys Dino / Daves Smash Repairs	Yamaha R3 321	8	14:06.475	7.044	2.501	1:44.454	3	194
8	72	Ben BAKER (NSW) / WNR / SCK Motostars / Design / Jekyl+Hyde / Two Wheel Obsession	Yamaha R3 321	8	14:12.010	12.579	5.535	1:44.585	2	195
9	333	Yannis SHAW (NSW) / WRP Bridgestone / Select Fresh Providores / Andrews Meats / Airoh Helmets	Kawasaki EX 400	8	14:12.197	12.766	.187	1:44.796	3	198
10	57	Seth CRUMP (QLD) / KTM / Rockoil	KTM RC 390	8	14:12.243	12.812	.046	1:44.084	3	194
11	42	Kyle O'CONNELL (QLD) / Rustic Flooring / Surefire Security Group / YRD / Yamaha	Yamaha R3 321	8	14:20.799	21.368	8.556	1:45.729	2	188
12	292	Ryan SMITH (NSW) / DK Heavy Plant Services / Elite Air And Electrical / Port Tune Performance	Yamaha R3 321	8	14:20.842	21.411	.043	1:45.731	2	192
13	59	Caleb GILMORE (NZ) / Gilmore Homes / Mitre 10 Wanganui / NuLook / Metcher M-sport	Yamaha R3 321	8	14:21.802	22.371	.960	1:45.335	2	191
14	355	Laura BROWN (NSW) / WNR / Hazeldene's Chickens / Obvious Signs / Pirelli / Shark / IXON	Yamaha R3 321	8	14:21.821	22.390	.019	1:45.820	3	195

Chief Timekeeper - Scott Laing

Clerk of Course - Tom Williams



2019



ASBK.COM.AU f t i y

Round 7 : Sydney Motorsport Park : November 1 - 3

YMI AUSTRALIAN SUPERSPORT 300 CHAMPIONSHIP

Race 1

Date: 02/11/19
Event: R01
Weather: Hazy - Temp: 33.8C
Track: Dry - Temp: 50.2C

Started at: 14:22:01
Laps: 8
Starters: 22
Printed at: 14:47

PROVISIONAL CLASSIFICATION

Pos	No	Name	Machine	Laps	Race Time	Behind Leader	Behind Prev	Fastest Lap	On Lap	Top Speed
15	47	Zylas BUNTING (NSW) / Proworx / Blayney M-cycles / Well Sprung Suspension / Penrite / Ricondi	Kawasaki EX 400	8	14:22.216	22.785	.395	1:45.447	3	194
16	97	Peter NERLICH (VIC) / TCN Racing	Kawasaki EX 400	8	14:31.971	32.540	9.755	1:46.783	3	196
17	116	James JACOBS (NSW) / Proworx	Kawasaki EX 400	8	14:41.312	41.881	9.341	1:48.480	4	192
18	65	Jimmy BROADBENT (NSW) / Kawasaki BCperformance / Landscapesupplies.com.au	Kawasaki EX 400	8	14:42.091	42.660	.779	1:48.416	4	190
19	92	Noel MAHON (VIC) / Proworx / Blayney M-cycles / Well Sprung Susp. / Penrite / Ricondi / WRP	Kawasaki EX 400	8	14:42.180	42.749	.089	1:48.587	4	
20	29	Patrick LI (VIC) / MotoGo / Yamaha / RS Taichi	Yamaha R3 321	8	14:53.218	53.787	11.038	1:49.205	2	185
21	19	Craig WHITE (NSW) / WRP Bridgestone	Kawasaki EX 400	8	15:17.448	1:18.017	24.230	1:52.845	2	179
DNF	95	Matt RINDEL (VIC) / Retrolooks / Aeros Trikes Aus / AMX / Top Hat Barber / The Hydroblast Shop	Yamaha R3 321	6	10:50.035	2 Laps		1:46.728	2	194

Fastest Lap was 1:43.492 by Brandon DEMMERY (NSW)

New race lap record for SS300 class - Previous: 1:43.646 by Hunter FORD (NSW) on a Yamaha R3 321 set on 10/09/17

The results are provisional until the end of the time limit for protests and appeals.

Chief Timekeeper - Scott Laing

Clerk of Course - Tom Williams



www.computime.com.au
COMPUTIME RACE TIMING SYSTEMS PTY LTD



2019



Round 7 : Sydney Motorsport Park : November 1 - 3

YMI AUSTRALIAN SUPERSPORT 300 CHAMPIONSHIP

Race 1

Date: 02/11/19
 Event: R01
 Weather: Hazy - Temp: 33.8C
 Track: Dry - Temp: 50.2C

Started at: 14:22:01
 Laps: 8
 Starters: 22
 Printed at: 14:47

PROVISIONAL LAP TIMES

No	Name	Lap 1	Lap 2	Lap 3	Lap 4	Lap 5	Lap 6	Lap 7	Lap 8
11	Brandon DEMMERY (NSW)	1:52.445	1:44.568	1:43.492	1:44.250	1:44.568	1:44.276	1:44.727	1:44.210
19	Craig WHITE (NSW)	1:59.886	1:52.845	1:53.354	1:54.122	1:54.662	1:54.008	1:54.664	1:53.907
20	Hunter FORD (NSW)	1:51.014	1:44.504	1:44.564	1:44.092	1:44.463	1:44.173	1:44.322	1:43.625
25	Luke JHONSTON (NSW)	1:51.434	1:44.173	1:43.977	1:44.407	1:44.826	1:44.279	1:45.922	1:44.956
27	Max STAUFFER (NSW)	1:51.181	1:44.622	1:44.091	1:44.198	1:44.539	1:44.180	1:43.998	1:43.794
29	Patrick LI (VIC)	1:58.598	1:49.205	1:49.347	1:50.010	1:51.121	1:51.621	1:51.520	1:51.796
42	Kyle O'CONNELL (QLD)	1:53.864	1:45.729	1:45.852	1:46.466	1:47.061	1:48.600	1:46.707	1:46.520
47	Zylas BUNTING (NSW)	1:55.021	1:46.012	1:45.447	1:46.273	1:47.228	1:47.658	1:47.196	1:47.381
57	Seth CRUMP (QLD)	1:51.961	1:45.572	1:44.084	1:45.999	1:45.240	1:45.937	1:46.379	1:47.071
59	Caleb GILMORE (NZ)	1:54.127	1:45.335	1:45.993	1:46.330	1:47.264	1:47.890	1:47.355	1:47.508
65	Jimmy BROADBENT (NSW)	1:57.911	1:48.512	1:49.174	1:48.416	1:49.975	1:49.006	1:49.663	1:49.434
72	Ben BAKER (NSW)	1:52.590	1:44.585	1:45.357	1:45.081	1:45.247	1:46.130	1:46.148	1:46.872
81	Senna AGIUS (NSW)	1:51.269	1:44.093	1:43.954	1:43.735	1:44.405	1:43.855	1:43.922	1:44.198
87	Zac LEVY (QLD)	1:51.042	1:44.353	1:44.550	1:44.293	1:45.042	1:43.956	1:45.044	1:44.239
92	Noel MAHON (VIC)	1:57.557	1:48.655	1:49.620	1:48.587	1:49.701	1:48.649	1:49.773	1:49.638
95	Matt RINDEL (VIC)	1:54.150	1:46.728	1:47.296	1:47.324	1:47.327	1:47.210		
97	Peter NERLICH (VIC)	1:55.207	1:46.845	1:46.783	1:47.639	1:48.724	1:48.628	1:48.676	1:49.469
116	James JACOBS (NSW)	1:56.350	1:49.387	1:49.832	1:48.480	1:49.335	1:49.165	1:49.492	1:49.271
292	Ryan SMITH (NSW)	1:53.796	1:45.731	1:45.895	1:46.589	1:47.553	1:47.041	1:47.227	1:47.010
308	John LYTRAS (QLD)	1:51.791	1:45.170	1:44.454	1:44.699	1:45.071	1:45.098	1:45.067	1:45.125
333	Yannis SHAW (NSW)	1:52.896	1:44.905	1:44.796	1:45.125	1:44.989	1:46.214	1:46.363	1:46.909
355	Laura BROWN (NSW)	1:54.189	1:46.231	1:45.820	1:45.936	1:47.409	1:47.684	1:46.589	1:47.963

The results are provisional until the end of the time limit for protests and appeals.

Chief Timekeeper - Scott Laing

Clerk of Course - Tom Williams



www.computime.com.au

COMPUTIME RACE TIMING SYSTEMS PTY LTD



2019



Round 7 : Sydney Motorsport Park : November 1 - 3

YMI AUSTRALIAN SUPERSPORT 300 CHAMPIONSHIP

Race 1

Date: 02/11/19
 Event: R01
 Weather: Hazy - Temp: 33.8C
 Track: Dry - Temp: 50.2C

Started at: 14:22:01
 Laps: 8
 Starters: 22
 Printed at: 14:47

PROVISIONAL SPLIT TIMES

Lap	Split 1	Split 2	Split 3	Lap Time	Spd	Lap	Split 1	Split 2	Split 3	Lap Time	Spd
11 Brandon DEMMERY (NSW) (5th)						6	<u>31.379</u>	43.439	<u>29.461</u>	1:44.279	197
1	38.822	43.769	29.854	1:52.445	67	7	31.892	44.319	29.711	1:45.922	197
2	31.405	43.557	29.606	1:44.568	191	8	31.422	43.196	30.338	1:44.956	195
3	31.350	<u>42.678</u>	<u>29.464</u>	<u>1:43.492</u>	194	27 Max STAUFFER (NSW) (2nd)					
4	<u>31.038</u>	43.272	29.940	1:44.250	191	1	38.071	42.900	30.210	1:51.181	54
5	31.451	43.305	29.812	1:44.568	191	2	32.035	43.032	<u>29.555</u>	1:44.622	182
6	31.604	42.961	29.711	1:44.276	196	3	31.654	42.672	29.765	1:44.091	190
7	31.587	43.450	29.690	1:44.727	193	4	<u>31.334</u>	42.863	30.001	1:44.198	188
8	31.308	42.860	30.042	1:44.210	193	5	31.356	43.335	29.848	1:44.539	194
19 Craig WHITE (NSW) (21th)						6	31.722	42.803	29.655	1:44.180	182
1	42.100	<u>46.080</u>	<u>31.706</u>	1:59.886	97	7	31.582	<u>42.524</u>	29.892	1:43.998	182
2	<u>33.980</u>	46.596	32.269	<u>1:52.845</u>	179	8	31.342	42.525	29.927	<u>1:43.794</u>	182
3	34.115	46.915	32.324	1:53.354	175	29 Patrick LI (VIC) (20th)					
4	34.095	47.386	32.641	1:54.122	177	1	41.668	45.660	31.270	1:58.598	103
5	34.515	47.490	32.657	1:54.662	178	2	<u>32.600</u>	<u>45.178</u>	31.427	<u>1:49.205</u>	185
6	34.433	47.049	32.526	1:54.008	177	3	32.768	45.369	<u>31.210</u>	1:49.347	180
7	34.497	47.440	32.727	1:54.664	176	4	33.047	45.487	31.476	1:50.010	181
8	34.317	46.865	32.725	1:53.907	174	5	33.271	45.970	31.880	1:51.121	181
20 Hunter FORD (NSW) (3rd)						6	33.616	46.186	31.819	1:51.621	178
1	38.158	43.227	29.629	1:51.014	26	7	33.678	45.928	31.914	1:51.520	178
2	31.274	43.165	30.065	1:44.504	188	8	33.637	46.066	32.093	1:51.796	176
3	31.917	43.154	<u>29.493</u>	1:44.564	183	42 Kyle O'CONNELL (QLD) (11th)					
4	31.197	43.178	29.717	1:44.092	195	1	39.815	43.674	30.375	1:53.864	87
5	31.220	43.254	29.989	1:44.463	199	2	<u>31.809</u>	<u>43.496</u>	30.424	<u>1:45.729</u>	188
6	31.147	43.131	29.895	1:44.173	186	3	32.107	43.737	<u>30.008</u>	1:45.852	185
7	31.558	43.140	29.624	1:44.322	184	4	32.040	43.784	30.642	1:46.466	187
8	<u>31.121</u>	<u>42.823</u>	29.681	<u>1:43.625</u>	189	5	32.424	43.823	30.814	1:47.061	186
25 Luke JHONSTON (NSW) (6th)						6	32.278	45.411	30.911	1:48.600	181
1	38.424	43.474	29.536	1:51.434	77	7	32.023	44.364	30.320	1:46.707	188
2	31.670	43.016	29.487	1:44.173	196	8	32.035	44.068	30.417	1:46.520	187
3	31.514	<u>42.903</u>	29.560	<u>1:43.977</u>	197	47 Zylas BUNTING (NSW) (15th)					
4	31.546	43.084	29.777	1:44.407	194	1	40.108	44.599	30.314	1:55.021	87
5	31.882	43.286	29.658	1:44.826	194						

Chief Timekeeper - Scott Laing

Clerk of Course - Tom Williams



2019



Round 7 : Sydney Motorsport Park : November 1 - 3

YMI AUSTRALIAN SUPERSPORT 300 CHAMPIONSHIP

Race 1

Date: 02/11/19
 Event: R01
 Weather: Hazy - Temp: 33.8C
 Track: Dry - Temp: 50.2C

Started at: 14:22:01
 Laps: 8
 Starters: 22
 Printed at: 14:47

PROVISIONAL SPLIT TIMES

Lap	Split 1	Split 2	Split 3	Lap Time	Spd	Lap	Split 1	Split 2	Split 3	Lap Time	Spd
2	31.931	43.950	30.131	1:46.012	190	8	32.939	45.145	31.350	1:49.434	184
3	31.793	43.647	30.007	1:45.447	194						
4	31.705	44.417	30.151	1:46.273	192	72 Ben BAKER (NSW) (8th)					
5	32.042	44.623	30.563	1:47.228	192	1	39.209	43.702	29.679	1:52.590	81
6	32.075	45.138	30.445	1:47.658	194	2	31.504	43.432	29.649	1:44.585	193
7	32.250	44.744	30.202	1:47.196	194	3	32.285	43.112	29.960	1:45.357	195
8	32.020	45.048	30.313	1:47.381	191	4	31.655	43.392	30.034	1:45.081	188
						5	31.739	43.366	30.142	1:45.247	187
57 Seth CRUMP (QLD) (10th)						6	31.552	44.229	30.349	1:46.130	190
1	38.934	43.388	29.639	1:51.961	80	7	31.861	43.818	30.469	1:46.148	182
2	31.615	44.303	29.654	1:45.572	194	8	32.151	44.017	30.704	1:46.872	189
3	31.345	43.094	29.645	1:44.084	190	81 Senna AGIUS (NSW) (1st)					
4	32.369	43.506	30.124	1:45.999	189	1	37.851	43.838	29.580	1:51.269	57
5	31.521	43.507	30.212	1:45.240	186	2	31.251	43.185	29.657	1:44.093	197
6	31.526	43.977	30.434	1:45.937	188	3	31.339	42.954	29.661	1:43.954	189
7	31.893	43.935	30.551	1:46.379	183	4	31.158	42.819	29.758	1:43.735	187
8	33.009	43.857	30.205	1:47.071	181	5	31.266	43.143	29.996	1:44.405	190
59 Caleb GILMORE (NZ) (13th)						6	31.177	42.935	29.743	1:43.855	191
1	39.836	44.288	30.003	1:54.127	85	7	31.099	42.833	29.990	1:43.922	189
2	31.756	43.892	29.687	1:45.335	189	8	31.124	43.098	29.976	1:44.198	187
3	32.411	43.808	29.774	1:45.993	188	87 Zac LEVY (QLD) (4th)					
4	32.155	44.222	29.953	1:46.330	188	1	37.963	43.239	29.840	1:51.042	63
5	32.618	44.382	30.264	1:47.264	188	2	31.586	43.249	29.518	1:44.353	183
6	32.273	45.532	30.085	1:47.890	191	3	31.966	42.941	29.643	1:44.550	186
7	32.423	44.937	29.995	1:47.355	188	4	31.404	43.268	29.621	1:44.293	188
8	32.246	44.751	30.511	1:47.508	186	5	31.814	43.266	29.962	1:45.042	193
65 Jimmy BROADBENT (NSW) (18th)						6	31.427	43.052	29.477	1:43.956	190
1	40.796	45.588	31.527	1:57.911	96	7	31.655	43.470	29.919	1:45.044	192
2	32.517	45.255	30.740	1:48.512	189	8	31.561	42.846	29.832	1:44.239	185
3	32.882	45.378	30.914	1:49.174	190	95 Matt RINDEL (VIC) (DNF)					
4	32.658	44.692	31.066	1:48.416	182	1	39.956	43.957	30.237	1:54.150	93
5	33.132	45.728	31.115	1:49.975	187	2	32.355	43.916	30.457	1:46.728	194
6	32.357	45.892	30.757	1:49.006	186	3	32.700	44.123	30.473	1:47.296	189
7	32.734	45.229	31.700	1:49.663	188						

Chief Timekeeper - Scott Laing

Clerk of Course - Tom Williams



2019



Round 7 : Sydney Motorsport Park : November 1 - 3

YMI AUSTRALIAN SUPERSPORT 300 CHAMPIONSHIP

Race 1

Date: 02/11/19
 Event: R01
 Weather: Hazy - Temp: 33.8C
 Track: Dry - Temp: 50.2C

Started at: 14:22:01
 Laps: 8
 Starters: 22
 Printed at: 14:47

PROVISIONAL SPLIT TIMES

Lap	Split 1	Split 2	Split 3	Lap Time	Spd	Lap	Split 1	Split 2	Split 3	Lap Time	Spd
97 Peter NERLICH (VIC) (16th)						308 John LYTRAS (QLD) (7th)					
1	40.344	44.688	30.175	1:55.207	95	1	38.613	43.549	29.629	1:51.791	71
2	32.147	44.242	30.456	1:46.845	196	2	31.677	43.666	29.827	1:45.170	194
3	32.182	44.184	30.417	1:46.783	189	3	31.694	43.161	29.599	1:44.454	189
4	32.370	44.444	30.825	1:47.639	189	4	31.464	43.383	29.852	1:44.699	189
5	32.855	45.034	30.835	1:48.724	187	5	31.492	43.603	29.976	1:45.071	190
6	32.693	45.070	30.865	1:48.628	186	6	31.510	43.637	29.951	1:45.098	189
7	32.604	45.022	31.050	1:48.676	183	7	31.628	43.513	29.926	1:45.067	186
8	32.833	45.424	31.212	1:49.469	182	8	31.442	43.515	30.168	1:45.125	187
116 James JACOBS (NSW) (17th)						333 Yannis SHAW (NSW) (9th)					
1	40.491	45.249	30.610	1:56.350	100	1	39.121	43.912	29.863	1:52.896	71
2	32.936	45.471	30.980	1:49.387	190	2	31.742	43.406	29.757	1:44.905	193
3	33.406	45.827	30.599	1:49.832	185	3	31.590	43.141	30.065	1:44.796	194
4	33.008	44.875	30.597	1:48.480	188	4	31.348	44.042	29.735	1:45.125	193
5	33.123	45.221	30.991	1:49.335	192	5	31.261	43.431	30.297	1:44.989	198
6	32.879	45.511	30.775	1:49.165	186	6	31.600	44.334	30.280	1:46.214	188
7	33.088	45.497	30.907	1:49.492	184	7	31.834	44.329	30.200	1:46.363	190
8	33.168	45.133	30.970	1:49.271	183	8	31.870	44.139	30.900	1:46.909	194
292 Ryan SMITH (NSW) (12th)						355 Laura BROWN (NSW) (14th)					
1	39.452	44.259	30.085	1:53.796	83	1	39.374	43.949	30.866	1:54.189	87
2	32.136	44.090	29.505	1:45.731	188	2	32.088	44.022	30.121	1:46.231	191
3	31.812	43.950	30.133	1:45.895	189	3	31.829	43.931	30.060	1:45.820	190
4	32.240	44.284	30.065	1:46.589	182	4	32.018	43.984	29.934	1:45.936	190
5	32.436	44.513	30.604	1:47.553	192	5	32.385	44.300	30.724	1:47.409	195
6	31.992	44.542	30.507	1:47.041	188	6	32.196	44.999	30.489	1:47.684	189
7	32.699	44.071	30.457	1:47.227	180	7	32.161	44.403	30.025	1:46.589	191
8	32.522	43.866	30.622	1:47.010	181	8	32.526	45.219	30.218	1:47.963	191

The results are provisional until the end of the time limit for protests and appeals.

Scott Laing
 Chief Timekeeper - Scott Laing

Tom Williams
 Clerk of Course - Tom Williams



2019



ASBK.COM.AU f t i y

Round 7 : Sydney Motorsport Park : November 1 - 3

YMI AUSTRALIAN SUPERSPORT 300 CHAMPIONSHIP

Race 1


Date: 02/11/19
Event: R01
Weather: Hazy - Temp: 33.8C
Track: Dry - Temp: 50.2C

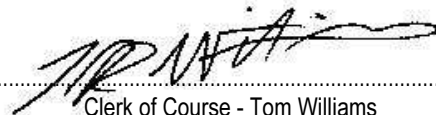
Started at: 14:22:01
Laps: 8
Starters: 22
Printed at: 14:47

PROVISIONAL FASTEST LAPS SEQUENCE

Lap	Race Pos	No	Name	Machine	Fastest Lap	On Lap
1	1	20	Hunter FORD (NSW)	Yamaha R3 321	1:51.014	1
2	1	81	Senna AGIUS (NSW)	Kawasaki EX 400	1:44.093	2
3	1	81	Senna AGIUS (NSW)	Kawasaki EX 400	1:43.954	3
3	6	11	Brandon DEMMERY (NSW)	Yamaha R3 321	1:43.492	3

The results are provisional until the end of the time limit for protests and appeals.


Chief Timekeeper - Scott Laing


Clerk of Course - Tom Williams



www.computime.com.au
COMPUTIME RACE TIMING SYSTEMS PTY LTD



2019



Round 7 : Sydney Motorsport Park : November 1 - 3

YMI AUSTRALIAN SUPERSPORT 300 CHAMPIONSHIP

Race 1

Date: 02/11/19
 Event: R01
 Weather: Hazy - Temp: 33.8C
 Track: Dry - Temp: 50.2C

Started at: 14:22:01
 Laps: 8
 Starters: 22
 Printed at: 14:47

PROVISIONAL LAP SHEET

No	Lap Time	Gap	No	Lap Time	Gap	No	Lap Time	Gap	No	Lap Time	Gap	No	Lap Time	Gap
Lap 1			95	1:46.728	5.516	308	1:44.699	3.063	Lap 6			47	1:47.196	19.602
20	1:51.014		47	1:46.012	5.671	72	1:45.081	4.562	81	1:43.855		97	1:48.676	27.269
87	1:51.042	.028	97	1:46.845	6.690	57	1:45.999	4.565	20	1:44.173	1.499	116	1:49.492	36.808
27	1:51.181	.167	116	1:49.387	10.375	333	1:45.125	4.671	27	1:44.180	1.500	92	1:49.773	37.309
81	1:51.269	.255	92	1:48.655	10.850	59	1:46.330	8.734	25	1:44.279	1.785	65	1:49.663	37.424
25	1:51.434	.420	65	1:48.512	11.061	42	1:46.466	8.860	87	1:43.956	1.925	29	1:51.520	46.189
308	1:51.791	.777	29	1:49.205	12.441	292	1:46.589	8.960	11	1:44.276	2.288	19	1:54.664	1:08.308
57	1:51.961	.947	19	1:52.845	17.369	355	1:45.936	9.125	308	1:45.098	4.972	Lap 8		
11	1:52.445	1.431	Lap 3			47	1:46.273	9.702	57	1:45.937	7.482	81	1:44.198	
72	1:52.590	1.576	81	1:43.954		95	1:47.324	12.447	333	1:46.214	7.614	27	1:43.794	1.172
333	1:52.896	1.882	25	1:43.977	.268	97	1:47.639	13.423	72	1:46.130	7.679	20	1:43.625	1.326
292	1:53.796	2.782	27	1:44.091	.578	65	1:48.416	20.962	292	1:47.041	15.294	87	1:44.239	3.088
42	1:53.864	2.850	87	1:44.550	.629	116	1:48.480	20.998	59	1:47.890	15.628	11	1:44.210	3.105
59	1:54.127	3.113	20	1:44.564	.766	92	1:48.587	21.368	355	1:47.684	15.958	25	1:44.956	4.543
95	1:54.150	3.136	11	1:43.492	1.189	29	1:50.010	24.109	42	1:48.600	16.261	308	1:45.125	7.044
355	1:54.189	3.175	308	1:44.454	2.099	19	1:54.122	37.156	47	1:47.658	16.328	72	1:46.872	12.579
47	1:55.021	4.007	57	1:44.084	2.301	Lap 5			95	1:47.210	18.724	333	1:46.909	12.766
97	1:55.207	4.193	72	1:45.357	3.216	81	1:44.405		97	1:48.628	22.515	57	1:47.071	12.812
116	1:56.350	5.336	333	1:44.796	3.281	27	1:44.539	1.175	116	1:49.165	31.238	42	1:46.520	21.368
92	1:57.557	6.543	292	1:45.895	6.106	20	1:44.463	1.181	92	1:48.649	31.458	292	1:47.010	21.411
65	1:57.911	6.897	42	1:45.852	6.129	25	1:44.826	1.361	65	1:49.006	31.683	59	1:47.508	22.371
29	1:58.598	7.584	59	1:45.993	6.139	87	1:45.042	1.824	29	1:51.621	38.591	355	1:47.963	22.390
19	1:59.886	8.872	355	1:45.820	6.924	11	1:44.568	1.867	19	1:54.008	57.566	47	1:47.381	22.785
Lap 2			47	1:45.447	7.164	308	1:45.071	3.729	Lap 7			97	1:49.469	32.540
81	1:44.093		95	1:47.296	8.858	333	1:44.989	5.255	81	1:43.922		116	1:49.271	41.881
87	1:44.353	.033	97	1:46.783	9.519	57	1:45.240	5.400	27	1:43.998	1.576	65	1:49.434	42.660
20	1:44.504	.156	116	1:49.832	16.253	72	1:45.247	5.404	20	1:44.322	1.899	92	1:49.638	42.749
25	1:44.173	.245	65	1:49.174	16.281	42	1:47.061	11.516	87	1:45.044	3.047	29	1:51.796	53.787
27	1:44.622	.441	92	1:49.620	16.516	59	1:47.264	11.593	11	1:44.727	3.093	19	1:53.907	1:18.017
308	1:45.170	1.599	29	1:49.347	17.834	292	1:47.553	12.108	25	1:45.922	3.785			
11	1:44.568	1.651	19	1:53.354	26.769	355	1:47.409	12.129	308	1:45.067	6.117			
72	1:44.585	1.813	Lap 4			47	1:47.228	12.525	72	1:46.148	9.905			
57	1:45.572	2.171	81	1:43.735		95	1:47.327	15.369	57	1:46.379	9.939			
333	1:44.905	2.439	25	1:44.407	.940	97	1:48.724	17.742	333	1:46.363	10.055			
59	1:45.335	4.100	27	1:44.198	1.041	116	1:49.335	25.928	292	1:47.227	18.599			
292	1:45.731	4.165	20	1:44.092	1.123	65	1:49.975	26.532	355	1:46.589	18.625			
42	1:45.729	4.231	87	1:44.293	1.187	92	1:49.701	26.664	42	1:46.707	19.046			
355	1:46.231	5.058	11	1:44.250	1.704	29	1:51.121	30.825	59	1:47.355	19.061			
						19	1:54.662	47.413						

The results are provisional until the end of the time limit for protests and appeals.

Scott Laing
 Chief Timekeeper - Scott Laing

Tom Williams
 Clerk of Course - Tom Williams



www.computime.com.au
COMPUTIME RACE TIMING SYSTEMS PTY LTD



2019



ASBK.COM.AU f t i y

Round 7 : Sydney Motorsport Park : November 1 - 3

YMI AUSTRALIAN SUPERSPORT 300 CHAMPIONSHIP

Race 1

Date: 02/11/19
Event: R01
Weather: Hazy - Temp: 33.8C
Track: Dry - Temp: 50.2C

Started at: 14:22:01
Laps: 8
Starters: 22
Printed at: 14:48

PROVISIONAL LAP CHART

Grid	1	2	3	4	5	6	7	8
20	20	81	81	81	81	81	81	81
27	87	87	25	25	27	20	27	27
81	27	20	27	27	20	27	20	20
87	81	25	87	20	25	25	87	87
11	25	27	20	87	87	87	11	11
308	308	308	11	11	11	11	25	25
333	57	11	308	308	308	308	308	308
25	11	72	57	72	333	57	72	72
72	72	57	72	57	57	333	57	333
57	333	333	333	333	72	72	333	57
292	292	59	292	59	42	292	292	42
59	42	292	42	42	59	59	355	292
355	59	42	59	292	292	355	42	59
42	95	355	355	355	355	42	59	355
47	355	95	47	47	47	47	47	47
95	47	47	95	95	95	95	97	97
92	97	97	97	97	97	97	116	116
121	116	116	116	65	116	116	92	65
97	92	92	65	116	65	92	65	92
65	65	65	92	92	92	65	29	29
224	29	29	29	29	29	29	19	19
110	19	19	19	19	19	19		
116								
29								
19								

The results are provisional until the end of the time limit for protests and appeals.

Scott Laing
Chief Timekeeper - Scott Laing

Tom Williams
Clerk of Course - Tom Williams



2019



ASBK.COM.AU f t i y

Round 7 : Sydney Motorsport Park : November 1 - 3

YMI AUSTRALIAN SUPERSPORT 300 CHAMPIONSHIP

Race 1

Date: 02/11/19
 Event: R01
 Weather: Hazy - Temp: 33.8C
 Track: Dry - Temp: 50.2C

Started at: 14:22:01
 Laps: 8
 Starters: 22
 Printed at: 14:48

PROVISIONAL BEST PARTIAL TIMES

Pos	Split 1		Split 2		Split 3		LAP		Ideal	Fastest
	Name	Time	Name	Time	Name	Time	Name			
1	B. DEMMERY	31.038	M. STAUFFER	42.524	L. JHONSTON	29.461	B. DEMMERY	1:43.180	1:43.492	
2	S. AGIUS	31.099	B. DEMMERY	42.678	B. DEMMERY	29.464	M. STAUFFER	1:43.413	1:43.794	
3	H. FORD	31.121	S. AGIUS	42.819	Z. LEVY	29.477	H. FORD	1:43.437	1:43.625	
4	Y. SHAW	31.261	H. FORD	42.823	H. FORD	29.493	S. AGIUS	1:43.498	1:43.735	
5	M. STAUFFER	31.334	Z. LEVY	42.846	R. SMITH	29.505	Z. LEVY	1:43.727	1:43.956	
6	S. CRUMP	31.345	L. JHONSTON	42.903	M. STAUFFER	29.555	L. JHONSTON	1:43.743	1:43.977	
7	L. JHONSTON	31.379	S. CRUMP	43.094	S. AGIUS	29.580	S. CRUMP	1:44.078	1:44.084	
8	Z. LEVY	31.404	B. BAKER	43.112	J. LYTRAS	29.599	Y. SHAW	1:44.137	1:44.796	
9	J. LYTRAS	31.442	Y. SHAW	43.141	S. CRUMP	29.639	J. LYTRAS	1:44.202	1:44.454	
10	B. BAKER	31.504	J. LYTRAS	43.161	B. BAKER	29.649	B. BAKER	1:44.265	1:44.585	
11	Z. BUNTING	31.705	K. O'CONNELL	43.496	C. GILMORE	29.687	R. SMITH	1:45.183	1:45.731	
12	C. GILMORE	31.756	Z. BUNTING	43.647	Y. SHAW	29.735	C. GILMORE	1:45.251	1:45.335	
13	K. O'CONNELL	31.809	C. GILMORE	43.808	L. BROWN	29.934	K. O'CONNEL	1:45.313	1:45.729	
14	R. SMITH	31.812	R. SMITH	43.866	Z. BUNTING	30.007	Z. BUNTING	1:45.359	1:45.447	
15	L. BROWN	31.829	M. RINDEL	43.916	K. O'CONNELL	30.008	L. BROWN	1:45.694	1:45.820	
16	P. NERLICH	32.147	L. BROWN	43.931	P. NERLICH	30.175	M. RINDEL	1:46.316	1:46.728	
17	M. RINDEL	32.163	P. NERLICH	44.184	M. RINDEL	30.237	P. NERLICH	1:46.506	1:46.783	
18	J. BROADBENT	32.357	J. BROADBENT	44.692	J. JACOBS	30.597	J. BROADBE	1:47.789	1:48.416	
19	P. LI	32.600	J. JACOBS	44.875	J. BROADBENT	30.740	J. JACOBS	1:48.351	1:48.480	
20	J. JACOBS	32.879	P. LI	45.178	P. LI	31.210	P. LI	1:48.988	1:49.205	
21	C. WHITE	33.980	C. WHITE	46.080	C. WHITE	31.706	C. WHITE	1:51.766	1:52.845	
22							N. MAHON		1:48.587	

The results are provisional until the end of the time limit for protests and appeals.

Chief Timekeeper - Scott Laing

Clerk of Course - Tom Williams



www.computime.com.au

COMPUTIME RACE TIMING SYSTEMS PTY LTD



2019



ASBK.COM.AU f t i y

Round 7 : Sydney Motorsport Park : November 1 - 3

**YMI AUSTRALIAN SUPERSPORT 300 CHAMPIONSHIP
PROVISIONAL PROGRESSIVE CHAMPIONSHIP POINTS**

AUSTRALIAN SUPERSPORT 300 CHAMPIONSHIP

Pos	No	Name	Machine	Rnd 1 WSBK	Rnd 2 W/fid	Rnd 3 Bend	Rnd 4 MP	Rnd 5 Wint	Rnd 6 PI	Rnd 7 Pole	Rnd 7 Race 1	Total
1	27	Max STAUFFER		67	71	41	53	51	47		20	350
2	81	Senna AGIUS		53	42	33	76	40	70		25	339
3	20	Hunter FORD		31	17	45	53	62	48	1	18	275
4	57	Seth CRUMP		40	37	41	37	48	48		11	262
5	333	Yannis SHAW		37	27	36	27	66	56		12	261
6	308	John LYTRAS		56	43	35	36	27	36		14	247
7	11	Brandon DEMMERY			35	49	42	48	35		16	225
8	87	Zac LEVY		18	47	40	48	38			17	208
9	151	Locky TAYLOR		26	50	26	21	35	45			203
10	43	Harry KHOURI		48	43	55	46					192
11	72	Ben BAKER		27	55	46		14	31		13	186
12	25	Luke JHONSTON		16	15		29	43	59		15	177
13	97	Peter NERLICH		22	13	19	29	32	20		5	140
14	31	Travis HALL		25	39	21	23	8				116
15	68	Luke POWER		55				43				98
16	47	Zylas BUNTING		7	22	11	4	7	19		6	76
17	74	Jacob ROULSTONE			15	11	23	14				63
18	10	Callum O'BRIEN		30	15	17						62
19	42	Kyle O'CONNELL			8	27	14				10	59
20	355	Laura BROWN		20			1		26		7	54
21	58	Mitch KUHNE		20	17	8	9					54
22	45	Oly SIMPSON				51						51
23	864	Tristan ADAMSON			23		17	8				48
24	292	Ryan SMITH					12	11	15		9	47
25	60	Ben BURKE						23	20			43
26	32	Dylan WHITESIDE		39								39
27	95	Matt RINDEL						16	19			35
28	29	Harrison VOIGHT					32		1		1	34
29	121	Reece OUGHTRED					3	8	16			27
30	66	Mitchell SIMPSON				25						25
31	30	Stephany KAPILAWI-JAMES				2			13			15
32	28	Tayla RELPH		1	8	5						14
33	224	Harry PARKER						4	6			10
34	99	Jacob HATCH				3			6			9
35	33	Grace POUTCH		2	2				5			9
36	59	Caleb GILMORE									8	8
37	92	Noel MAHON							6		2	8
38	56	Jesse WOODS		8								8
39	134	Tom NEWTON					7					7
40	23	Josh HALL				1	5					6
41	116	James JACOBS									4	4
42	15	Bronson PICKETT			4							4
43	65	Jimmy BROADBENT									3	3
44	110	Zak PETTENDY						3				3
45	444	Ryan MOSCARDINI							2			2
46	12	John BLENKIN					2					2
47	22	Keegan PICKERING		1	1							2

Chief Timekeeper - Scott Laing

Clerk of Course - Tom Williams



www.computime.com.au
COMPUTIME RACE TIMING SYSTEMS PTY LTD

2019




ASBK.COM.AU f t i y

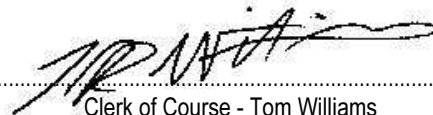
Round 7 : Sydney Motorsport Park : November 1 - 3

YMI AUSTRALIAN SUPERSPORT 300 CHAMPIONSHIP PROVISIONAL PROGRESSIVE CHAMPIONSHIP POINTS

AUSTRALIAN SUPERSPORT 300 CHAMPIONSHIP

Pos	No	Name	Machine	Rnd 1 WSBK	Rnd 2 W/fid	Rnd 3 Bend	Rnd 4 MP	Rnd 5 Wint	Rnd 6 PI	Rnd 7 Pole	Rnd 7 Race 1	Total
48	36	Jordan SIMPSON				1						1


.....
Chief Timekeeper - Scott Laing


.....
Clerk of Course - Tom Williams



www.computime.com.au
COMPUTIME RACE TIMING SYSTEMS PTY LTD



2019



ASBK.COM.AU f t i y

Round 7 : Sydney Motorsport Park : November 1 - 3

YMI AUSTRALIAN SUPERSPORT 300 CHAMPIONSHIP

Race 1

Date: 02/11/19
Event: R01
Weather: Hazy - Temp: 33.8C
Track: Dry - Temp: 50.2C

Started at: 14:22:01
Laps: 8
Starters: 22
Printed at: 14:48

PROVISIONAL RACE INFORMATION

Time	Description
14:15:11	SIGHTING LAP STARTED / PIT EXIT OPEN FOR 1 MIN
14:16:05	SIGHTING LAP STARTED / PIT EXIT CLOSED
14:17:31	BIKES ON GRID
14:19:19	WARM UP LAP STARTED
14:22:01	Event Start
14:25:25	NO JUMP STARTS
14:28:13	Rider 92 (Noel MAHON) NO TRANSPONDER, TIMED MANUALLY
14:34:24	Rider 95 (Matt RINDEL) CRASHED TURN 9 - RIDER UP
14:36:01	Chequered Flag
14:38:38	Event Finish
14:39:02	New lap record - 1:43.492 (B. Demmery)

The results are provisional until the end of the time limit for protests and appeals.

Chief Timekeeper - Scott Laing

Clerk of Course - Tom Williams

